
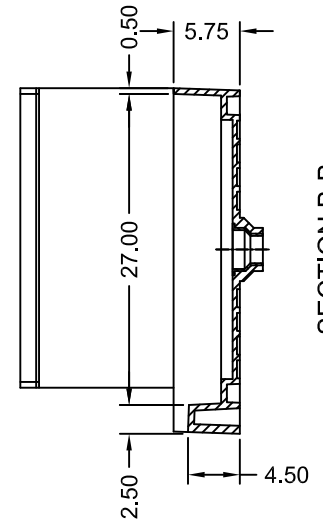
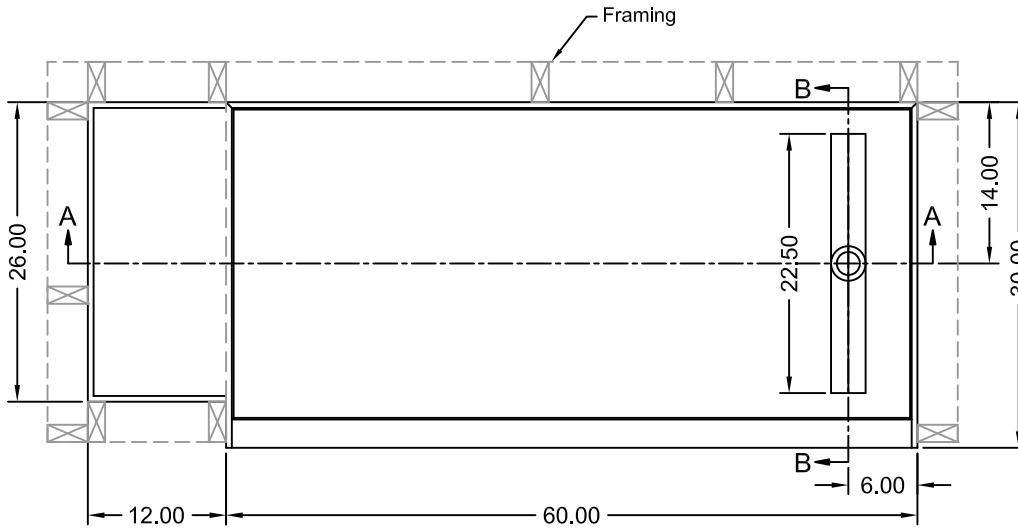


TILE REDI[®] BASE'N BENCH[®] SHOWER KIT

REDI TRENCH[®]
WITH REDI BENCH[®]

MODEL
RT3060R-PC-RB30-KIT-2.5

(Not to scale)



SECTION A-A



ANSI Z124.1-95 ASTM F462-79
ANSI Z124.2-95 B45.0-02
ICC/ANSI A117.1.98 B45.5-02

Toll Free 800.232.6156 techsupport@tileredi.com
Tel: 954.323.0125
Fax: 954.344.8064 www.tileredi.com



2017.06.12